

TUBINO SURFACE

D82333-CHA

GENERAL

Series: Tubino
 Brand: Panzeri
 Division: Design
 Mounting Type: Surface
 Mounting Location: Ceiling
 Subcategory: Spots

PHYSICAL

Shape: Cylinder
 Diameter (mm): 40
 Diameter (in): 1 4/7
 Height (mm): 230
 Height (in): 9 1/16
 Extension (mm): 150
 Extension (in): 5 7/8
 Light Distribution: Adjustable / Direct
 Weight (kg): 0.62
 Weight (lbs): 1.37
 Diffuser: Polycarbonate - Opal
 Fixture Material: Aluminum Die Cast

ELECTRICAL

Lamp Type: LED
 Input Wattage (W): 6.5
 Total Output Wattage (W): 6
 Dimming: Tri-Mode (Non-Dimming and Phase Dimming (120Vac only) and 0-10V Dimming)
 Driver Included: Yes
 Driver Location: Integrated
 Driver Type: Constant Current
 Driver Class: Class 2
 Input Voltage (V): 120 - 277
 Constant Current (mA): 350
 Upon Request: (Not included, see components) Remote: 0-10Vdc dimming / phase dimming @120Vac only / 277Vac

LED

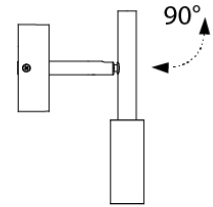
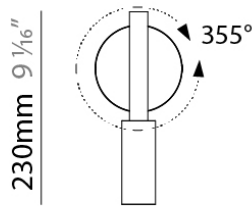
Color Temperature (°K): 2700
 Max. Delivered Lumen (lm): 339
 Nominal Lumen (lm): 475
 CRI: >80 CRI
 Efficiency (%): 71.429
 Efficacy (lm/w): 57.69
 Lamp Life (hrs): 80000

OPTICAL

Adjustability: Rotational 355°; Tilt 90°

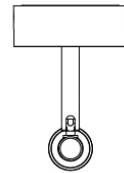
RATINGS AND CERTIFICATIONS

Certified By: CSA Certified to UL and CSA Standards
 IP rating: IP20



Ø104mm 4 1/8"

150mm 5 7/8"



Ø40mm 1 9/16"



TUBINO PORTABLE

D84375-MBK

PROJECT	
TYPE	
NOTES	
QUANTITY	
DATE	

GENERAL

Series: Tubino
 Subseries: Tubino
 Brand: Panzeri
 Division: Design
 Mounting Type: Portable
 Mounting Location: Table
 Subcategory: Task

PHYSICAL

Shape: Cylinder
 Diameter (mm): 104
 Diameter (in): 4 1/8
 Height (mm): 480
 Height (in): 18 7/8
 Light Distribution: Adjustable / Direct
 Weight (kg): 1.42
 Weight (lbs): 3.13
 Diffuser: Opal - Polycarbonate
 Fixture Material: Aluminum / Brass / Steel

ELECTRICAL

Lamp Type: LED
 Input Wattage (W): 6.5
 Dimming: Non-Dimmable
 Driver Location: Inline Transformer Plug
 Input Voltage (V): 120

LED

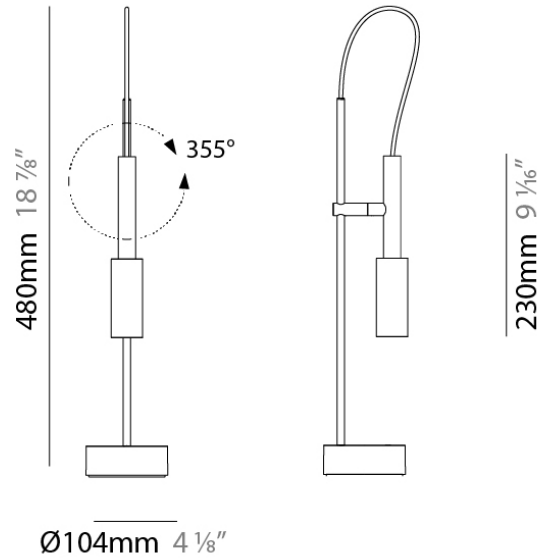
Number of LEDs: 1
 Color Temperature (°K): 2700
 Max. Delivered Lumen (lm): 339
 Nominal Lumen (lm): 475
 CRI: >90 CRI
 Lamp Life (hrs): 70000

OPTICAL

Adjustability: Rotational 355°

RATINGS AND CERTIFICATIONS

Certified By: CSA Certified to UL and CSA Standards
 IP rating: IP20



PROJECT
TYPE
NOTES
QUANTITY
DATE

TUBINO PLUS PORTABLE

D84378-GRF

GENERAL

Series: Tubino
 Subseries: Tubino Plus
 Brand: Panzeri
 Division: Design
 Mounting Type: Portable
 Mounting Location: Table
 Subcategory: Task

PHYSICAL

Shape: Cylinder
 Diameter (mm): 104
 Diameter (in): 4 1/8
 Height (mm): 480
 Height (in): 18 7/8
 Light Distribution: Adjustable / Direct
 Weight (kg): 1.42
 Weight (lbs): 3.13
 Diffuser: Opal - Polycarbonate
 Fixture Material: Aluminum / Brass / Steel
 Cable Details: Bordeaux Cloth Cable

ELECTRICAL

Lamp Type: LED
 Input Wattage (W): 6.5
 Dimming: Non-Dimmable
 Driver Location: Inline Transformer Plug
 Input Voltage (V): 120

LED

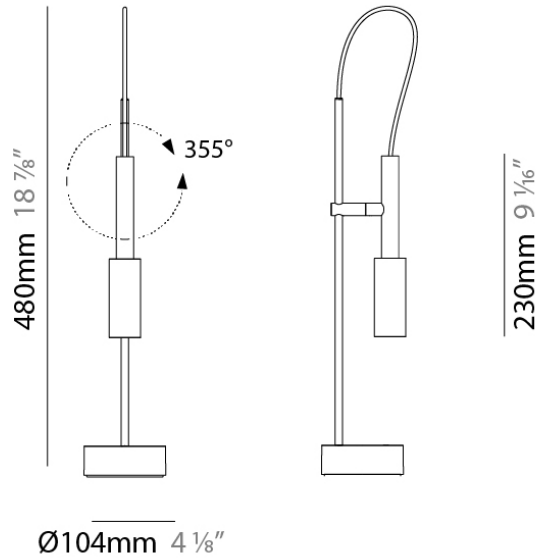
Color Temperature (°K): 2700
 Max. Delivered Lumen (lm): 339
 Nominal Lumen (lm): 475
 CRI: >90 CRI
 Lamp Life (hrs): 80000

OPTICAL






































































Adjustability: Rotational 355°

RATINGS AND CERTIFICATIONS











Certified By: CSA Certified to UL and CSA Standards
 IP rating: IP20













LEGEND

	floor-mounted		pivotal		special LED (upon request) RGB, RGBW, tunable, gold+, meat+, art+, fashion+
	wall and ceiling: recessed and surface mounted		rotating		warm dim / natural dimming LED
	ceiling-mounted and wall-mounted		illuminate tilted		rechargeable battery powered
	wall-mounted		color of suspension cable		fixture with natural vivid LED (upon request)
	omni-directional light distribution		length of suspension cable		color rendering index
	direct light distribution		reflector degree selection		color temperature
	direct/indirect light distribution		super spot		lumen (luminous flux)
	indirect light distribution		lens		efficacy (lumens per watt)
	asymmetric light distribution		lens pack		Unified Glare Rating (UGR) range from 5-40
	aura light distribution		shine ring		marine grade (AISI 316 stainless steel)
	round wall or ceiling cut-out		integrated shine ring with diffuser		walk on
	square wall or ceiling cut-out		free individual colors 01-29		drive on
	the supplied jig specifies the cutout dimensions		individual colors: 00 (free of charge), 01-25 (extra charge)		Dark Sky Compliance
	minimum distance (meters) lamp - object		luminaire part to be colored (F1)		Americans with Disabilities Act (less than 4" off the wall located between 27"-84" from floor)
	recessed depth		luminaire part to be colored (F2)		lamp protected against explosion
	ceiling thickness in mm		luminaire part to be colored (F3)		blown glass using traditional methods by master glass blower
	ceiling thickness selection		luminaire part to be colored (F4)		acoustic material
	dimmable DP (phase), DV (0-10V), DD (dali), DS (step-dim)		luminaire part to be colored (F5)		protection class I, protection insulation
	included or excluded LED driver/transformer/control gear		color of 3-circuit adaptor		protection class II, protection insulation
	separately switchable		indirect diffuser		ETL Certified to UL and CSA Standards
	sensor		direct diffuser		UL Certified to UL and CSA Standards
	remote control		ball-proof (upon request)		CSA Certified to UL and CSA Standards
	available upon request		accessory		Certified for North American Standards

IP RATING

	protected against ingress of solid bodies greater than 12.5mm (finger)
	protected against ingress of solid bodies greater than 2.5mm protected against sprays of water up to 60 degrees from the vertical (rain)
	protected against ingress of solid bodies greater than 1mm (wire) no protection against the ingress of moisture
	protected against ingress of solid bodies greater than 1mm (wire) protected against sprays of water up to 60 degrees from the vertical (rain)
	protected against ingress of solid bodies greater than 1mm (wire) protected against water splashed from all directions
	protected against limited ingress of dust (wet rooms/covered outdoor areas) protected against water splashed from all directions
	protected against ingress of dust protected against jets of water
	protected against ingress of dust protected against powerful jets of water or heavy seas
	protected against ingress of dust protected against immersion of water between 15cm - 1m for 30 minutes
	protected against ingress of dust protected against immersion of water under pressure for long periods

IK RATING

	protected against 0.14 joules impact (equivalent to 0.25kg mass dropped from 56mm above the surface)
	protected against 0.2 joules impact (equivalent to 0.25kg mass dropped from 80mm above the surface)
	protected against 0.35 joules impact (equivalent to 0.25kg mass dropped from 140mm above the surface)
	protected against 0.5 joules impact (equivalent to 0.25kg mass dropped from 200mm above the surface)
	protected against 0.7 joules impact (equivalent to 0.25kg mass dropped from 280mm above the surface)
	protected against 1 joules impact (equivalent to 0.25kg mass dropped from 400mm above the surface)
	protected against 2 joules impact (equivalent to 0.5kg mass dropped from 400mm above the surface)
	protected against 5 joules impact (equivalent to 1.7kg mass dropped from 300mm above the surface)
	protected against 10 joules impact (equivalent to 5.0kg mass dropped from 200mm above the surface)
	protected against 20 joules impact (equivalent to 5.0kg mass dropped from 400mm above the surface)